



2024 Report
#SeaTheChange

INTERNATIONAL COASTAL CLEANUP

TABLE OF CONTENTS

- 1 A Message from Ocean Conservancy's CEO
- 2 2023 International Coastal Cleanup Locations
- 4 Spotlight On Cleanups Around the World
- 6 Arctic Cleanups
- 8 Meetings and Milestones
- 10 Plastic Policy Updates
- 12 The Latest Science on Plastic Pollution
- 14 Getting into the Games: 2023 Cleanup Statistics through the Olympics Lens
- 16 Regional Cleanup Trends
- 18 Global Ocean Trash Index
- 22 United States Ocean Trash Index
- 24 ICC Coordinator Acknowledgments
- 28 Supporting a Sea Change: Corporate Partner Spotlight
- 30 ICC Team & Contributors



SPAIN

A Message from | OCEAN CONSERVANCY'S CEO



Since the first International Coastal Cleanup® (ICC) in 1986, more than 18 million volunteers have collected nearly 385 million pounds of trash from beaches and waterways around the world. Each year we gain new data, build new partnerships and make new progress towards our goal of a healthy, trash-free ocean. Last year's ICC was no exception.

In 2023, nearly half-a-million volunteers gathered in coastal and inland communities to remove more than 14 *million* pieces of trash. That's scores of food wrappers, cigarette butts, grocery bags and plastic bottles that are no longer clogging our waterways, harming coastal communities and threatening marine life. We also saw the successful end of the #TeamSeas initiative, a multiyear partnership with thousands of online content creators that raised \$30 million to remove 30 million pounds of trash. Moreover, thanks to the diligent data collection by volunteers worldwide, we have an up-to-date snapshot of the continuing threats to our ocean of plastic pollution and other trash.

Last year was not only an exceptional one for the ICC but also a landmark year

for ocean plastics policy. Leaders from around the world met to negotiate the international legally binding instrument (ILBI) on plastic pollution, also known as the "global plastics treaty." Ocean Conservancy is an active leader in shaping the ILBI, ensuring it reduces plastics at the source and tackles microplastics and "ghost gear"—abandoned, lost or discarded fishing gear—the deadliest form of marine debris. You can read more updates about the treaty in this report.

Also in 2023, Ocean Conservancy released a report showing the catastrophic effects of plastic foam, commonly known as "Styrofoam," on ocean habitats and wildlife. Our "*What the Foam?!*" campaign, which called on the United States to ban plastic-foam foodware nationally, celebrated a major victory when Oregon passed Senate Bill 543, a law which will phase out foam foodware, packing peanuts and coolers. This legislation is a testament to the power of the data collected every year during the ICC.

The report you are about to read, compiled by our dedicated partners and staff, is a review of our findings

from the 2023 ICC. We cover various numbers from last year's cleanup, celebrating particularly the participation of volunteers at 120 locations—the most we have seen since before the COVID-19 pandemic. In addition, we highlight some incredible outcomes, including our collaboration with an ICC coordinator in Brazil who organized cleanups in the Amazon and a new study with partners at the University of Toronto around the presence of microplastics in our food.

The ICC's history over four decades illustrates that, indeed, great progress has been made to clean up our shores. The ICC results shared here remind us that with every single piece of trash removed and every volunteer mobilized, we move closer to our vision of a healthy ocean. While challenges remain, we have much to celebrate. I hope that reading this report brings you the same joy and hope that it brings me.

For the ocean,

A handwritten signature in blue ink, reading "Janis Searles Jones". The signature is fluid and cursive, with a long, sweeping underline that extends to the right.

Janis Searles Jones

2023 INTERNATIONAL COASTAL CLEANUP LOCATIONS

Participating countries shaded in **green**.

GLOBAL Highlights

Volunteers **486,045**

Pounds **7,963,571**

Kilograms **3,612,215**

Miles **16,308**

Kilometers **26,245**

Total Items Collected **14,339,832**





ITALY



HONG KONG



MALAYSIA



U.A.E.



NIGERIA



UGANDA



TAIWAN



Snapshots shared by volunteers using the Clean Swell mobile app!

Around
the World

SPOTLIGHT ON CLEANUPS

Expedition Inland: ICC in the Brazilian Amazon

There is no shortage of superlatives to refer to the Amazon: The largest tropical forest in the world occupies an area of approximately 6 million square kilometers spread across nine countries in South America. It is a true treasure of our planet's natural heritage. Together with our ocean, the Amazon rainforest acts as the "lungs of the Earth," providing the air we breathe.

Over the last three years, International Coastal Cleanup Brazil coordinator Katia Kalinowski has been embarking on expeditions through the Brazilian Amazon, covering great distances and facing immense logistical challenges in an adverse environment, all to share the resources and spirit of the ICC with riverside communities. Being geographically isolated, many communities within the Amazon are now dealing with an accumulation of rubbish, often brought into their communities from outside

visitors. Katia traveled for days along waterways—all of which eventually lead to our ocean—observing riverbanks with trash and plastics floating in the river alongside her boat.

Guided by local leaders and interpreters, Katia and her team have helped achieve several successful cleanups with communities in the region. Beyond simply removing as much trash as possible from plagued riversides, her team also thoroughly documents the expeditions, to bring these communities' stories to media, decision-makers in the country and the ICC network, drawing attention to cleanup work that is largely unseen.

These trips for Katia and her team also allow for valuable exchanges of experiences among them, public authorities and Indigenous riverside communities. They quickly came to understand that as in many places, plastic pollution is a compounding



PUYANAWA, BRAZIL

problem that persists among many other challenges. In the Amazon, these issues are primarily with deforestation, water quality and biodiversity loss. Communities are concerned for the future of their youth as well as the many resources that hold spiritual value beyond simply sustaining livelihoods.

Katia explains that no one comes back from an expedition like this the same as they were. She describes it as "taking a bath in nature and the realities of life in the Brazilian Amazon today." Ocean Conservancy is thrilled to spotlight this incredibly unique and challenging work. ICC Brazil, with over 600 volunteers, has safely removed 21,650 kg of trash from the region.



IPIXUNA, BRAZIL



PUYANAWA, BRAZIL



UGANDA



KENYA

Field Note: Memorable Cleanup

Kenya's 2023 ICC came together with many organizations and partners activating simultaneous cleanups in Mombasa, Lamu, Kwale and Kilifi counties. For us, #SeaTheChange means engaging with local communities in the crucial effort to preserve our coastlines, together. An astounding 2,500+ volunteers took part and removed over 11,000 kgs of trash from our beloved beaches!

—David Olendo with Kenya Conservation of Aquatic Resources

Arctic | CLEANUPS


Four Decades of CoastWalk on Kachemak Bay

Through both the International Coastal Cleanup as well as the Arctic Cleanup initiative, Ocean Conservancy is fortunate to partner alongside the Center for Alaskan Coastal Studies (CACS) based in Homer, Alaska. Among a myriad of marine debris conservation projects, cleanups have long been at their core. This year marks the organization's 40th anniversary of their flagship marine debris program, CoastWalk, along the beautiful Kachemak Bay. Each year since 1984, volunteers from communities along the Bay have headed to the beaches to clean and collect data on


debris while documenting other key indicators of the Bay's health.

In 2001, CACS officially joined the ICC, allowing their important marine debris data to contribute to a larger pool and be shared with the world. The positive impact of these efforts is already evident: the CoastWalk program has engaged 7,442 volunteers and removed 37,633 pounds of debris from the beaches of the Bay. The long history of this program allows CACS to track shifting trends in marine debris and find solutions to emerging issues. For example, they recently partnered with the University of Alaska—Anchorage in developing and introducing compostable mycelium coolers in the community, a project funded by the NOAA Marine Debris Program.

Beyond removing debris, the CoastWalk program has led to powerful teaching opportunities. Participating in CoastWalk cleanups and marine debris education is now a standard part of a student's experience in Homer schools. We wish CoastWalk a happy anniversary and cheers to a future with even more engaged community scientists and less debris on the beaches of Kachemak Bay.



ALASKA (Early CoastWalk)



ALASKA (Homer Middle School)



ALASKA (West Homer Elementary)



ICELAND

Arctic Cleanup

In 2021, Ocean Conservancy and Keep Norway Beautiful launched the Arctic Cleanup, an offshoot of the global ICC initiative, that works directly with communities and cleanup leaders throughout the Arctic and sub-Arctic regions to tackle marine debris. Collaborations now span across the Nordic region and North America, integrating long-time ICC partners with new partners that are just beginning to collect data and establish records of the unique types and amount of marine debris that plague their shores. The Arctic Cleanup network will act as an information hub, enabling groups to learn from one another, especially in overcoming the logistical challenges of conducting cleanups in remote locations where extreme weather events, large tidal swings and safe disposal of debris often play a part.

Additionally, a specialized Arctic data card and collection protocol was

created with feedback from partners which will allow us to better track trends and create prevention strategies moving forward that are tailored to the needs and priorities of communities in this region. Since 2021, together with our partners, we have supported over 100 cleanups throughout the Arctic and sub-Arctic region, involving 2,250 staff and volunteers who have removed more than 136,077 kg (300,000 lbs.) of debris from beaches and waterways. These efforts are initiated and led by local partners, often with technical, funding or other support from Ocean Conservancy and Keep Norway Beautiful. We are excited to grow the Arctic Cleanup by continuing to provide support to communities, Tribes and nonprofit organizations throughout the Arctic and sub-Arctic region in their marine debris efforts.

MEETINGS AND MILESTONES

Latin American ICC Coordinators Reunite


The International Coastal Cleanup can only happen when dedicated partners across the globe activate volunteers in thousands of communities. It is a truly spectacular feat, and Ocean Conservancy could never accomplish this sort of impact alone. The value of the network of ICC partners, or “Coordinators,” cannot be overstated. Whenever possible, Ocean Conservancy gathers representatives of this network together, most recently in regionally focused meetings. Earlier this year, we had the pleasure of hosting our first in-person gathering since the pandemic started. ICC Coordinators from Latin America—ranging from Mexico all the way to the southernmost point of South America: Ushuaia, Argentina—met with Ocean Conservancy ICC staff in Cartagena, Colombia.

These gatherings are integral for both veteran and new coordinators

of the ICC to meet, share ideas, learn from one another and work together to overcome challenges faced when executing meaningful and impactful conservation cleanups. Beyond what we could ever achieve over email, face-to-face conversations build new collaborations and reinvigorate the work that we do for our ocean. Day in and day out, ICC Coordinators worldwide work diligently not only to activate thousands of cleanups but also to conduct plastic-pollution research, document local and regional issues and share their knowledge with hundreds of thousands of people. It is not easy work to tackle the plastic-pollution crisis, but we know together we will go farther to #SeaTheChange needed for our ocean.



CARTAGENA, COLOMBIA



AUSTRALIA



ALASKA, UNITED STATES

AUSTRALIA



BANGLADESH

WE DID IT! #TeamSeas Campaign Exceeds 30 Million Pound Collection Goal

Following the launch of the crowd-funded #TeamSeas campaign in October 2021 by YouTubers MrBeast and Mark Rober, the collection goal has officially been met! Initially set out to raise \$30 million to remove 30 million pounds of trash from rivers, beaches and our ocean, the campaign successfully collected more than 34M pounds in less than three years. It would not have been possible without Ocean Conservancy's network of International Coastal Cleanup® and Global Ghost Gear Initiative® partners who executed more than 1,975 cleanups across 73 countries. With cleanups occurring on

all continents apart from Antarctica, 174 ICC and GGGI partner organizations mobilized more than 172,000 volunteers to remove millions of pounds of trash and plastics to ensure a healthy ocean and protect the wildlife and communities that depend on it.

We are eternally grateful to each and every supporter of the campaign and are hopeful that the excitement and passion is just the START for millions of people who want to do something positive for our ocean. #TeamSeas has shown the world what we're capable of when we come together, and we can't wait to keep making waves with you.

INC-4 OTTAWA, CANADA



Updates | PLASTIC POLICY

Ocean Conservancy Experts Shape Global Plastics Treaty

Over the last year, there has been significant progress at the United Nations helping to address plastic pollution with the negotiations of what is widely known as the “Global Plastics Treaty.”

Ocean Conservancy’s Trash Free Seas Program and the Global Ghost Gear Initiative (GGGI) have continued to successfully advocate for priorities that impact our ocean; urging member states to include specific measures within the treaty, such as reducing single-use plastics, addressing microplastics and ghost gear, among others. Experts from Ocean Conservancy have attended each Intergovernmental Negotiating Committee (INC) to meet with stakeholders ranging from national governments to academia and civil society organizations to private sector entities and other non-profit organizations.

Following INC-3 in Nairobi last fall, a draft text for the treaty was released. The primary focus of INC-4 in Ottawa in the spring was on revisions to the draft text with the hope of reaching a final agreement by the end of 2024.

In Nairobi and Ottawa, Ocean Conservancy and GGGI staff hosted side events for

negotiating members to hear from experts on tackling the plastic pollution crisis from local, state and federal perspectives. Thanks to years of International Coastal Cleanup data informing solutions, we know how vital data collection is to tracking progress, so we also hosted a meeting to explore tools that will help ensure the success of the treaty once implemented, such as estimating plastics emissions and new ways to monitor pollution and assess risk.

There is still much progress to be made between now and INC-5, which will be hosted by the Republic of Korea in November 2024, but we are thrilled that many member states and decision-makers are in agreement with our priorities.

The Plastics Treaty is a once-in-a-generation opportunity to take comprehensive action to address the plastic pollution crisis across the entire plastics lifecycle and we will continue to fight for the most ambitious agreement possible. Working together across our incredible ICC network, we look forward to using this treaty to inspire countries to go even farther to take bold action to help solve the plastic pollution crisis head-on.

WTF: What the Foam?!

Ocean Conservancy Report Featuring ICC Data Inspires Legislation

If you have taken part in a cleanup, it's likely you have come across plastic foam. Plastic foam, known scientifically as "expanded polystyrene" and often referred to colloquially by the brand name "Styrofoam," is probably not something you think about most of the time. But once you start looking, chances are you'll start to notice plastic foam everywhere. Light-weight pieces litter and blow through streets, large chunks poke out of garbage bins and even tiny spherical foam balls spread across beaches.

Plastic foam foodware items are consistently among the most collected items from beaches and waterways during Ocean Conservancy's International Coastal Cleanup, with volunteers collecting more than 8.7 million foam cups, plates and takeout containers since 1986. In 2022, plastic foam takeout containers were the seventh most common item collected by volunteers globally—that's the highest a plastic foam item has ranked since Ocean Conservancy started tracking this category a decade ago. Plastic foam fragments are even

more common. Nearly 30 million tiny foam pieces have been collected and recorded by ICC volunteers, and foam pieces have been the most common type of microplastic collected by Ocean Conservancy and the University of Toronto Trash Team's International Trash Trap Network for three years running.

Marine species from sea turtles to shellfish have been found to ingest foam, and the many chemical additives that leach from plastic foam have been found to harm sea life. Plastic foam is also not recyclable, compostable or biodegradable. The longer you think about plastic foam, the clearer it becomes that we have a plastic foam fiasco on our hands. It's enough for anyone to have a WTF moment!

Last year, Ocean Conservancy published the "What The Foam?!" report, which highlights ICC-collected data on foam and the immense impact plastic foam has on the environment. We also surveyed Americans in the months leading up to the report, and results showed that three quarters of Americans

are concerned about plastic foam as a source of litter, and more than 70% across party lines would support a national ban on plastic-foam foodware.

The good news is that momentum to eliminate this material in the last decade has increased tremendously with many national, state and local governments phasing out plastic foam. And we know these bans work, thanks to ICC data: In Maryland, the first state to pass a ban, the amount of plastic foam foodware items collected since this law went into effect has declined by 65%. Our Ocean Conservancy ask for the What the Foam report was simple: Help us call for a national ban on this material once and for all, starting with single-use plastic foam.

The WTF report launched in September of 2023. Thanks to hard work led by Ocean Conservancy, by December of 2023 the Farewell to Foam Act legislation was introduced in both chambers of the U.S. Congress in response. Co-sponsored by nearly 100 members, the bill would phase out single-use plastic foam foodware, packing peanuts, and



HAINES, ALASKA

coolers effective by 2026. Further, Ocean Conservancy staff took this momentum to California where they worked on a bill that would prohibit unencapsulated foam docks—another problematic source of foam plastic in our waters.

ICC partners and volunteers across many states and countries strongly support this type of legislation. Some have even come to Ocean Conservancy's headquarters in Washington D.C., to meet with congressional members and their staff, sharing their experiences dealing with plastic foam at cleanups. These on-the-ground witnesses help urge our policymakers to make smart decisions for our ocean, waterways and all of us who rely on them. The work continues in the hope that some day, foam and all forms of marine debris can be a thing of the past.

The International Coastal Cleanup is just one way in which Ocean Conservancy tackles the marine debris and plastic pollution problem. Our staff scientists also conduct novel research and work with experts in the field to better understand the scope and impacts of plastics in our environment. A recent study is highlighted here, plus one additional study from this past year, all informed by International Coastal Cleanup data!

Found in Food: Microplastics in Protein We Eat

Microplastic pollution is now found in every ecosystem on Earth. Microplastics have even been found in the air we breathe and the food we eat, meaning that humans consume microplastics daily. In fact, the saying “You are what you eat” rings true—microplastics have been detected in humans’ bodies (including in human blood, lungs and placentas). These facts alone are scary to think about, and one big question is, “What does this mean for human health?” To answer this and inform risk assessments, we need to understand just how much microplastic we are consuming from different food sources.

To date, studies investigating microplastics in food have focused on seafood (fish and shellfish). Terrestrial

meats (beef, pork, chicken) have barely been studied, despite making up almost 90% of meat products in an average American diet. To fill this knowledge gap, Ocean Conservancy partnered with researchers from the Rochman Lab at the University of Toronto to study 16 commonly consumed protein products for microplastic contamination, ranging from fresh-caught fish to plant-based burgers. We purchased products directly from fishing boats and organic and conventional grocers and bought different brands of the same products to assess how these factors might influence microplastic contamination.

Microplastics were found in all 16 products tested and 88% of samples.

On average, we found 74 microplastics per serving of protein. Through a survey of American adults, we also collected data on average protein consumption patterns to develop an estimate of annual microplastic exposure. Based on our results, we estimate that the average U.S. adult could consume up to 3.8 million microplastics annually from the combined average intake of 13 protein products.

Greater microplastic contamination was found in more highly processed products, suggesting that processing (e.g., cutting, introduction of other ingredients or packaging) may introduce plastics into food. More research is needed to identify the sources of contamination from

processing and inform actions to reduce it. We also found that microplastics are a concern for all consumers, no matter your diet or shopping preferences, as no differences were found between microplastic contamination in different types of protein products, different brands of the same product, or even between conventional supermarkets and higher-end natural grocers.

The results of this study demonstrate that microplastics are not just a seafood issue; they are something that affects us all. We hope that the results of this work propel further research into microplastics in other food products to gain a better understanding of microplastic consumption across our



TORONTO, CANADA

whole diet. Although it is important to pinpoint where microplastics in the food system are coming from, addressing the microplastic pollution crisis more broadly is one surefire way to reduce our exposure. For example, microfibers were the most common shape of microplastic found across all protein samples, which suggests that efforts to reduce microfiber pollution, like the installation of washing machine filters, for example, is one way to help mitigate this problem.

That's why Ocean Conservancy is advocating for legislation at the local, state and federal levels to address microplastic pollution and reduce microplastic emissions to protect food safety and human health into the future.



Community Science Data in Action

What potential does the European Union Single-Use Plastics Directive have for reducing plastic pollution on coastlines and riversides?

This study assessed the potential of the European Single-Use Plastics Directive to reduce environmental plastic pollution in different scenarios. International Coastal Cleanup data were used in combination with data from other citizen-science databases to inform the research. The data revealed that single-use plastics make up

44% to 68%

of all litter collected by volunteers in Europe. The results of this study identified that to considerably reduce plastic pollution in Europe, measures such as bold legislation are needed in addition to bans to encourage truly reusable and durable products and packaging.

Getting into
the Games

2023 CLEANUP STATISTICS THROUGH THE OLYMPICS LENS

Global Top 10 Items Collected

1	Cigarette butts	1,947,483	
2	Beverage bottles (plastic)	1,358,870	
3	Bottle caps (plastic)	853,086	
4	Food wrappers (candy, chips, etc.)	762,803	
5	Grocery bags (plastic)	563,390	
6	Other bags (plastic)	510,524	
7	Food containers (plastic)	441,696	
8	Cups, Plates (plastic)	438,097	
9	Straws/stirrers (plastic)	415,957	
10	Cups, Plates (paper)	375,810	

BRAZIL

Tiny Trash
< 2.5 cm in size
Plastic/Foam pieces
2,372,966



NUMBER OF VOLUNTEERS = 486,045
The number of volunteers who took charge along their waterways and shores in 2023 would be enough to fill the Stade de France—the main Olympics Stadium—**6 times!**

TOTAL WEIGHT OF DEBRIS = 7,963,571 LBS.
The weight of debris collected would equal that of about **6.8 million Olympic gold medals.**

CIGARETTE BUTTS = 1,947,483
Enough cigarette butts were collected that when laid end-to-end, they equal the length of **25,218 Olympic pole-vaulting poles.**

STRAWS AND STIRRERS = 415,957
That is enough plastic straws and stirrers for **every Galapagos penguin to have 346 each.**



By Region | CLEANUP TRENDS

From snow-capped cleanups in the Arctic to the tropical Amazon rainforest and in over one hundred coastal countries, every corner of the globe is touched by the positive impact of volunteers taking part in the International Coastal Cleanup®. Here is a breakdown of the 2023 ICC across regions defined by the United Nations Environment Program.

Items counts are shown in ORANGE.

OCEANIA

1	Beverage cans	13,608
2	Food wrappers (candy, chips, etc.)	8,217
3	Other waste (metal, paper, etc.)	8,124
4	Construction materials	6,978
5	Other plastic waste	6,163

NORTH AMERICA

1	Cigarette butts	477,306
2	Food wrappers (candy, chips, etc.)	192,098
3	Bottle caps (plastic)	184,014
4	Other waste (metal, paper, etc.)	117,278
5	Beverage bottles (plastic)	108,620

CARIBBEAN

1	Beverage bottles (plastic)	569,671
2	Bottle caps (plastic)	344,931
3	Food containers (plastic)	314,982
4	Cups, Plates (paper)	278,052
5	Food containers (foam)	252,830

LATIN AMERICA

1	Beverage bottles (plastic)	250,047
2	Cigarette butts	111,268
3	Bottle caps (plastic)	85,644
4	Food wrappers (candy, chips, etc.)	80,339
5	Grocery bags (plastic)	58,006



MALAYSIA



SOUTH KOREA

AFRICA

1	Beverage bottles (plastic)	16,696
2	Bottle caps (plastic)	16,541
3	Food wrappers (candy, chips, etc.)	15,387
4	Cups, Plates (plastic)	8,482
5	Beverage cans	4,753

EUROPE

1	Cigarette butts	323,431
2	Other plastic waste	42,177
3	Lines, nets, traps, ropes, etc.	35,757
4	Food wrappers (candy, chips, etc.)	31,085
5	Other waste (metal, paper, etc.)	27,824

CENTRAL & SOUTH ASIA

1	Beverage bottles (plastic)	10,407
2	Food wrappers (candy, chips, etc.)	5,406
3	Lines, nets, traps, ropes, etc.	5,052
4	Bottle caps (plastic)	4,881
5	Grocery bags (plastic)	4,386

EAST & SOUTHEAST ASIA

1	Cigarette butts	895,553
2	Grocery bags (plastic)	384,749
3	Beverage bottles (plastic)	370,582
4	Food wrappers (candy, chips, etc.)	316,830
5	Other bags (plastic)	280,036

Global | OCEAN TRASH INDEX

GLOBAL- TOP TEN ITEMS COLLECTED

LOCATION	Total Volunteers	Total Kilograms	Total Pounds	Total Kilometers	Total Miles	Total Items Collected	GLOBAL- TOP TEN ITEMS COLLECTED									
							Cigarette butts	Beverage bottles (plastic)	Bottle caps (plastic)	Food wrappers (candy, chips, etc.)	Grocery bags (plastic)	Other bags (plastic)	Food containers (plastic)	Cups, Plates (plastic)	Straws/ stirrers	Cups, Plates (paper)
Åland Islands	60	54	120	1.0	0.6	432	77	—	—	—	—	—	—	—	—	—
Antigua and Barbuda	12	152	336	1.5	1.0	496	—	58	—	3	6	14	13	15	9	32
Argentina	327	34,380	75,795	2.6	1.6	559	170	68	33	32	24	12	—	—	2	—
Australia	1,672	3,753	8,274	195.5	122.2	20,474	747	112	629	571	52	53	89	29	98	47
Austria	2	0.5	1	0.2	0.1	—	—	—	—	—	—	—	—	—	—	—
Bahamas	1,006	4,949	10,910	31.4	19.6	21,732	354	1,925	1,426	660	412	597	407	1,076	535	450
Bangladesh	297	9,321	20,549	31.5	19.7	75,831	7,690	89	214	2,489	1,543	1,325	1,435	768	3,235	93
Barbados	523	1,849	4,077	7.3	4.5	30,772	393	3,256	4,836	1,838	319	773	450	1,136	493	458
Belgium	5	0.5	1	0.2	0.1	7	—	2	—	4	—	1	—	—	—	—
Belize	1,540	2,840	6,261	37.6	23.5	73,295	451	4,992	7,106	2,166	3,068	1,717	969	890	1,004	693
Bermuda	1,104	12,472	27,497	35.0	21.9	65,402	5,330	2,738	4,513	1,589	622	1,228	497	856	314	338
Bonaire	8	5	11	0.2	0.1	2,337	1,421	1	6	28	—	—	—	10	20	—
Botswana	80	1,565	3,450	3.2	2.0	—	—	—	—	—	—	—	—	—	—	—
Brazil	1,287	3,360	7,407	45.5	28.4	20,613	3,655	1,418	1,470	2,269	1,049	1,241	248	616	1,289	265
British Virgin Islands	163	1,761	3,882	10.0	6.3	2,056	13	618	35	31	28	73	35	104	50	63
Brunei	751	1,889	4,165	39.5	24.7	8,303	638	3,490	542	424	233	188	284	121	125	65
Cambodia	130	862	1,901	0.9	0.6	8,238	54	2,144	514	472	718	94	146	517	504	5
Cameroon	137	3,234	7,130	97.5	60.9	39,273	—	13,364	—	—	—	—	—	389	—	—
Canada	3,094	25,694	56,646	550.7	342.2	246,923	84,855	5,500	13,553	17,131	2,562	2,694	2,760	2,467	3,641	181
Cayman Islands	18	155	342	0.2	0.1	473	34	14	59	22	5	58	4	7	19	7
Chile	10,506	106,694	235,221	131.2	82.0	152,875	51,759	5,773	6,287	10,890	3,821	3,704	2,900	2,334	1,953	1,719
China	4,455	19,645	43,309	1,205.3	753.3	15,773	1,678	1,508	568	933	130	721	409	374	103	92
Colombia	1,637	50,824	112,047	32.5	20.3	191,782	438	149,396	1,455	987	12,040	678	786	7,110	69	370
Costa Rica	36	445	981	3.3	2.0	4,264	43	141	273	506	19	97	2	49	65	2
Croatia	4	0.5	1	0.2	0.1	—	—	—	—	—	—	—	—	—	—	—
Cuba	360	1,792	3,950	0.2	0.1	—	—	—	—	—	—	—	—	—	—	—
Cyprus	2,546	11,579	25,527	20.6	12.9	1,783	999	46	109	60	10	1	3	9	24	—
Czechia	5	2	5	8.9	5.5	79	18	6	—	2	8	6	1	—	1	2
Denmark	9	17	38	6.6	4.1	146	16	2	2	23	2	5	—	6	2	1
Dominican Republic	23,625	174,246	384,148	53.6	33.5	2,448,362	68,377	256,041	170,695	44,815	42,924	67,557	298,109	68,728	134,017	250,724

GLOBAL- TOP TEN ITEMS COLLECTED

LOCATION	Total Volunteers	Total Kilograms	Total Pounds	Total Kilometers	Total Miles	Total Items Collected	Cigarette butts	Beverage bottles (plastic)	Bottle caps (plastic)	Food wrappers (candy, chips, etc.)	Grocery bags (plastic)	Other bags (plastic)	Food containers (plastic)	Cups, Plates (plastic)	Straws/ stirrers	Cups, Plates (paper)
Ecuador	7,202	47,906	105,615	422.9	264.3	268,501	10,471	27,897	19,784	19,325	12,919	19,201	10,997	15,238	5,020	7,161
Egypt	501	2,100	4,630	9.3	5.8	14	1		1		5			1		
Fiji	220	431	951	0.2	0.1	—	—	—	—	—	—	—	—	—	—	—
Finland	433	469	1,035	6.6	4.2	39,048	24,125	—	—	—	—	—	—	—	—	—
France	104	1,319	2,907	5.0	3.1	2,394	22	152	32	51	16	74	11	5	9	30
French Polynesia	14	6	14	14.3	8.9	301		12	42	9		11	1		1	
Gambia	51	454	1,000	1.1	0.7	16,161		5,033			1			6,402		79
Germany	1,786	2,103	4,637	27.5	17.2	130,499	118,609	266	160	1,759	108	45	474	54	77	50
Ghana	541	45,561	100,445	1.5	0.9	690,125	7,184	2,142	9,315	1,031	724	862	1,103	1,228	9,321	188
Greece	289	12,565	27,702	16.5	10.3	52,464	13,960	1,263	2,535	1,375	954	564	1,107	200	3,733	151
Grenada	2	13	29	0.2	0.1	345	1	80		72	21	22	2	6		2
Guam	848	6,263	13,808	96.4	60.3	27,572	1,161	1,861	1,131	1,022	450	691	241	223	277	260
Guatemala	150	906	1,996	6.5	4.0	—	—	100	12	80	—	15	15	—	—	—
Guyana	111	336	741	0.8	0.5	6,080	268	981	207	225	186	265	493	318	313	215
Honduras	218	967	2,132	3.6	2.3	667	3	26	46	251	12	24	1	12	57	1
Hong Kong	12,558	312,557	689,071	112.1	69.7	11,088	633	440	279	278	246	603	201	140	208	134
Hungary	1	0.5	1	0.2	0.1	—	—	—	—	—	—	—	—	—	—	—
India	293	2,544	5,609	22.3	13.9	2,605	105	244	133	114	131	117	57	76	86	90
Indonesia	2,374	12,598	27,775	73.8	46.1	59,332	10,473	4,745	4,104	4,583	2,518	3,958	1,179	1,653	2,971	1,067
Ireland	1,215	2,613	5,761	165.5	103.4	45,046	4,942	3,949	3,881	5,347	1,274	1,072	1,333	261	506	250
Israel	113	489	1,078	2.0	1.3	2,734		163	24	109	964	21	50		6	118
Italy	580	3,183	7,017	8.3	5.2	18,744	8,461	942	1,073	384	240	182	370	368	536	96
Jamaica	7,090	43,048	94,905	151.7	94.8	822,472	8,095	199,639	122,182	45,405	10,591	23,104	10,314	70,876	3,886	16,002
Japan	3,651	12,475	27,503	187.0	116.9	113,440	8,306	6,896	6,222	5,070	1,399	3,190	3,448	1,367	1,412	529
Jordan	2	0.5	1	0.2	0.1	37			6				1	5	4	1
Kenya	3,613	17,709	39,041	82.3	51.5	39,738	282	4,035	10,712	9,485	530	775	1,143	671	1,091	184
Kiribati	11	172	380	0.2	0.1	—	—	—	—	—	—	—	—	—	—	—
Kuwait	1	0.5	1	0.2	0.1	—	—	—	—	—	—	—	—	—	—	—
Latvia	5	14	31	2.5	1.6	174	6	18	2	11	8	10	12	3		2
Lithuania	84	35	77	1.4	0.9	576	163	6	20	31	28	42	10	11	9	6

Global | OCEAN TRASH INDEX

GLOBAL - TOP TEN ITEMS COLLECTED

LOCATION	Total Volunteers	Total Kilograms	Total Pounds	Total Kilometers	Total Miles	Total Items Collected	Cigarette butts	Beverage bottles (plastic)	Bottle caps (plastic)	Food wrappers (candy, chips, etc.)	Grocery bags (plastic)	Other bags (plastic)	Food containers (plastic)	Cups, Plates (plastic)	Straws/ stirrers	Cups, Plates (paper)
Malawi	259	590	1,302	0.8	0.5	9,684		2,063	2,110	720	366	61	88	102	185	4
Malaysia	14,394	48,346	106,585	1,540.1	962.5	373,547	53,383	60,023	20,219	15,364	21,245	23,243	5,909	12,225	12,157	6,022
Maldives	11	71	157	0.2	0.1	332		266		20	4					
Malta	353	16,762	36,954	2.3	1.4	824	501	5	15	22			3	6	13	
Mexico	5,108	45,753	100,868	424.9	265.6	94,556	12,822	7,458	8,100	3,253	4,747	2,798	862	1,269	1,444	1,039
Montenegro	59	60	133	0.2	0.1	—	—	—	—	—	—	—	—	—	—	—
Morocco	873	12,440	27,426	9.9	6.2	2,557	325	273	301	168	126	176	40	130	114	89
Mozambique	569	107,809	237,678	31.1	19.4	2,714	131	174	267	77	51	75	11	51	90	7
Myanmar (Burma)	2	0.5	1	0.2	0.1	—	—	—	—	—	—	—	—	—	—	—
Nepal	1	0.5	1	0.2	0.1	12		1	1		2			3	1	
Netherlands	78	637	1,405	21.9	13.7	650	52	9	11	62	8	27	1	7	13	3
New Zealand	2,299	1,798	3,964	10.0	6.2	56,721	1,549	210	2,830	3,536	11	513	673	5	536	222
Nicaragua	150	833	1,836	11.9	7.4	6,551	1	2,165	935	147	172	6	26	39	6	9
Nigeria	175	2,387	5,263	1.1	0.7	18,844	563	1,281	752	1,432	1,448	928	683	785	600	549
Northern Mariana Islands	809	1,715	3,782	67.1	41.9	11,479	1,586	629	554	804	560	644	277	154	174	80
Norway	18,929	244,972	540,072	1,003.7	627.3	47,098	10,060	552	11	2,693	412	401	551	9	367	4
Pakistan	1	65	144	0.2	0.1	33	3	1	2			1				
Panama	411	2,512	5,538	20.3	12.7	14,039	51	4,797	658	182	362	173	61	48	29	20
Peru	3,909	193,694	427,022	39.4	24.6	54,927	4,824	4,408	3,852	16,418	2,473	2,815	3,753	1,003	479	2,274
Philippines	129,154	444,869	980,768	1,042.6	651.6	2,629,863	78,780	243,163	108,860	263,375	340,115	211,739	37,831	145,825	87,679	43,381
Poland	36	478	1,053	33.2	20.7	2,049	9	183	54	83	133	145	9	26	6	36
Portugal	584	949	2,093	73.5	45.9	26,122	8,727	997	583	1,341	360	315	295	102	463	176
Puerto Rico	15,746	83,809	184,768	1,218.0	761.2	330,520	37,649	27,315	28,383	9,868	5,277	10,976	2,038	11,537	20,164	6,686
Saba	11	29	64	0.7	0.4	64		25	3	1		1				
Samoa	180	826	1,820	0.2	0.1	2,163		287	20	237		222	64	8	25	
Saudi Arabia	16	332	732	0.8	0.5	669	60	21	92	2	18	33	2	2	8	1
Seychelles	323	270	596	118.0	73.7	13,148	577	699	765	828	59	104	70	118	467	17
Sierra Leone	200	12,200	26,896	10.0	6.2	60,000	—	—	—	—	—	—	—	—	—	—
Singapore	1,326	2,664	5,874	73.1	45.7	22,139	1,037	1,884	777	1,742	1,707	2,324	556	673	1,547	241
Sint Eustatius	26	1,091	2,406	1.5	1.0	4,387	15	166	235	210	16	92	24	60	66	62

GLOBAL- TOP TEN ITEMS COLLECTED

	1	2	3	4	5	6	7	8	9	10						
LOCATION	Total Volunteers	Total Kilograms	Total Pounds	Total Kilometers	Total Miles	Total Items Collected	Cigarette butts	Beverage bottles (plastic)	Bottle caps (plastic)	Food wrappers (candy, chips, etc.)	Grocery bags (plastic)	Other bags (plastic)	Food containers (plastic)	Cups, Plates (plastic)	Straws/ stirrers	Cups, Plates (paper)
Sint Maarten	142	1,038	2,288	9.1	5.7	6,578	105	2,555	122	144	194	148	35	121	286	63
Slovenia	136	137	301	9.9	6.2	12,159	9,197	44	184	243	127	13	242	46	33	54
Solomon Islands	183	613	1,351	0.6	0.4	13,222	4	967	206	1,235		258	13		7	46
South Africa	5,730	60,208	132,735	26.4	16.5	3,145	1,045	133	176	120	40	145	21	18	86	52
South Korea	2,153	17,710	39,043	306.1	191.3	65,562	7,528	2,817	2,074	3,497	2,036	1,084	547	535	938	589
Spain	1,941	4,802	10,587	37.5	23.4	206,032	109,624	2,941	3,811	4,787	1,398	1,225	2,392	2,147	1,928	597
Sri Lanka	2,615	11,420	25,178	59.4	37.1	51,260	1,512	6,535	3,543	4,166	2,372	1,798	1,367	1,173	1,841	793
St Kitts & Nevis	161	696	1,535	2.3	1.4	26	7	1	1		1	1		2		1
St Lucia	262	1,973	4,350	2.6	1.6	12,561	30	4,482	1,262	465	344	145	289	198	58	49
St Vincent and the Grenadines	43	208	458	0.4	0.3	2,009		995	190	70		2		96		47
Sweden	2,167	6,959	15,342	37.6	23.5	11	—	2	—	—	—	1	—	2	—	—
Switzerland	121	116	256	1.2	0.7	4,012	2,383	99	86	213	18	39	5	29	17	23
Taiwan	10,870	24,644	54,331	59.7	37.3	172,009	9,694	36,565	26,336	3,742	8,055	105	4,572	6,265	12,241	134
Tanzania	5,237	70,397	155,200	12.8	8.0	18,279	272	2,456	1,425	2,465	156	1,882	113	162	346	101
Thailand	2,592	22,248	49,048	89.8	56.1	928,276	715,875	5,727	15,335	14,390	837	31,807	2,406	8,663	15,660	238
Tonga	141	215	474	0.2	0.1	3,794	2	486	87	376		379	271		67	50
Trinidad and Tobago	4,492	22,418	49,424	67.6	42.2	198,377	3,564	69,615	13,011	6,757	2,483	4,910	2,505	4,881	1,633	2,917
Turkey	230	2,377	5,241	13.0	8.1	1,661	39	282	87	124	226	39	3	50	22	13
U.S. Virgin Islands	601	4,045	8,917	45.5	28.5	26,544	1,094	1,904	2,278	2,152	360	733	264	701	876	274
Uganda	731	8,042	17,730	19.3	12.1	2,770	54	549	32	92	221	115	83	42	38	1
United Arab Emirates	866	4,603	10,149	134.3	83.9	18,324	2,489	2,894	993	871	669	645	200	431	287	531
United Kingdom	6,523	10,429	22,992	99.5	62.2	87,387	11,480	1,279	2,889	12,594	1,834	2,800	30	79	1,171	323
United States	134,674	1,084,406	2,390,706	15,341.9	9,533.0	2,524,521	385,285	99,687	165,590	172,741	37,890	54,611	20,820	31,785	61,396	20,797
Uruguay	13	20	44	0.7	0.4	148		41	16	13	3	18	4	6		2
Vanuatu	26	25	55	1.0	0.6	2,225	40	168	104	398	59	38	56	6	14	2
Venezuela	6,703	20,438	45,058	127.8	79.9	387,924	26,580	41,467	35,629	23,900	17,297	11,857	8,493	18,487	11,929	4,554
Vietnam	1,194	2,501	5,514	14.6	9.1	21,697	384	1,414	885	673	4,178	205	1,012	1,267	1,366	384
Wallis and Futuna	46	104	230	0.2	0.1	1,190	10	118	116	28		24	16		4	4
TOTAL	486,045	3,612,215	7,963,571	26,245	16,308	14,339,832	1,947,483	1,358,870	853,086	762,803	563,390	510,524	441,696	438,097	415,957	375,810

United States | OCEAN TRASH INDEX

US TOP TEN ITEMS COLLECTED



STATE	Total Volunteers	Total Pounds	Total Kilograms	Total Miles	Total Kilometers	Total Items Collected	Cigarette butts	Food wrappers (candy, chips, etc.)	Bottle caps (plastic)	Beverage bottles (plastic)	Other waste (metal, paper, etc.)	Other plastic waste	Beverage cans	Straws/stirrers	Bottle caps (metal)	Other bags (plastic)
Alabama	2,873	25,458	11,547	244.5	391.1	33,833	4,749	2,175	1,965	3,010	901	2,074	2,798	993	692	703
Alaska	445	3,740	1,696	20.4	32.7	11,235	533	445	227	169	730	707	208	60	474	107
Arizona	81	629	285	9.5	15.2	1,385	153	74	46	74	86	41	84	29	136	29
Arkansas	7	92	42	0.3	0.4	675	60		18	16	4	3	349		24	
California	41,397	338,160	153,387	2,497.2	3,995.5	499,702	107,846	42,326	24,143	14,446	22,632	16,795	9,962	12,263	13,182	11,872
Colorado	1,840	23,139	10,495	7.3	11.7	4,149	33	517	74	210	7	214	109	82	17	66
Connecticut	2,640	19,597	8,889	385.9	617.5	104,530	13,846	9,927	5,538	6,047	4,107	3,849	3,173	2,890	4,289	3,019
Delaware	45	452	205	10.1	16.1	3,256	403	348	572	166	171	196	34	113	97	84
District of Columbia	1,444	4,150	1,883	19.8	31.7	7,797	164	470	269	900	379	204	375	152	93	201
Florida	26,775	136,218	61,787	1,921.6	3,074.6	618,465	84,705	31,558	63,088	23,554	12,535	22,303	14,067	16,069	13,317	15,684
Georgia	956	5,634	2,556	43.5	69.6	6,739	2,786	590	635	132	129	280	108	706	182	37
Hawaii	921	17,035	7,727	200.7	321.1	28,503	7,712	1,837	1,166	313	4,676	1,374	581	338	1,148	421
Idaho	34	95	43	0.3	0.4	—	—	—	—	—	—	—	—	—	—	—
Illinois	1,790	5,932	2,691	49.0	78.4	86,491	16,762	7,622	5,760	2,024	6,585	847	2,614	2,929	5,223	1,318
Indiana	370	333	151	7.1	11.4	4,619	585	350	289	198	408	22	156	152	156	92
Iowa	20	400	181	1.0	1.6	1,087	100	100	75	75			50	45	25	10
Kansas	2	1	0.5	0.5	0.8	—	—	—	—	—	—	—	—	—	—	—
Kentucky	1	1	0.5	0.5	0.8	—	—	—	—	—	—	—	—	—	—	—
Louisiana	572	7,824	3,549	39.9	63.9	18,213	402	581	5,735	1,404	115	1,057	339	226	251	330
Maine	1,039	15,454	7,010	124.8	199.7	48,130	7,334	1,930	1,029	2,326	1,171	779	887	293	241	726
Maryland	409	1,855	842	11.2	17.9	18,453	500	1,308	1,545	1,884	214	721	233	933	98	320
Massachusetts	5,855	115,370	52,331	547.9	876.6	284,622	16,536	8,017	6,809	5,353	2,717	2,751	3,570	2,852	2,080	2,193
Michigan	1,115	2,658	1,206	102.5	164.0	80,283	12,723	5,472	4,868	910	5,734	517	976	2,229	938	661
Minnesota	104	230	104	3.0	4.8	1,641	566	66	31	24	68		5	13	3	8

US TOP TEN ITEMS COLLECTED

STATE	Total Volunteers	Total Pounds	Total Kilograms	Total Miles	Total Kilometers	Total Items Collected	Cigarette butts	Food wrappers (candy, chips, etc.)	Bottle caps (plastic)	Beverage bottles (plastic)	Other waste (metal, paper, etc.)	Other plastic waste	Beverage cans	Straws/stirrers	Bottle caps (metal)	Other bags (plastic)
Mississippi	822	2,270	1,030	44.9	71.9	31,945	12,535	2,855	1,234	722	252	623	589	836	641	512
Missouri	31	152	69	7.3	11.8	1,316		47	7	229	56	67	86	30	6	38
Nebraska	12	97	44	2.2	3.5	583	138	42	33	30	47	19	8	21	18	8
Nevada	204	1,850	839	2.8	4.4	7,532	519	534	340	154	28	157	123	162	239	129
New Hampshire	802	4,304	1,952	38.1	60.9	25,186	6,850	1,304	304	373	2,670	2,265	464	217	225	195
New Jersey	3,213	53,734	24,373	245.7	393.2	19,469	1,244	1,409	811	1,719	155	316	2,000	667	451	608
New Mexico	25	23	11	0.8	1.3	2,388	1,076	110	109	31	172	266	20	38	65	28
New York	2,617	16,409	7,443	229.2	366.7	66,962	5,625	5,920	8,556	2,435	5,078	3,987	1,325	3,460	2,256	1,805
North Carolina	2,159	33,227	15,072	212.2	339.5	14,336	3,292	1,521	967	410	666	456	255	463	126	522
Ohio	1,730	18,215	8,262	100.5	160.8	82,618	6,894	7,761	3,097	4,959	3,094	1,846	3,486	2,167	801	2,148
Oklahoma	2	1	0.5	0.2	0.3	—	—	—	—	—	—	—	—	—	—	—
Oregon	1,341	10,553	4,787	17.7	28.4	652	246	48	36	3	3	2	15	16	3	32
Pennsylvania	11,115	947,460	429,761	557.3	371.0	31,179	10,510	7,520	2,599	3,507	205	2	957	251	910	201
Rhode Island	2,861	22,719	10,305	637.0	1,019.3	133,950	21,359	10,288	9,565	8,266	4,846	6,785	4,487	4,973	2,934	3,888
South Carolina	295	1,316	579	47.3	75.6	9,029	2,201	521	566	273	475	472	200	239	121	125
Tennessee	368	8,990	4,078	26.0	41.6	244	40	10	10	15	1	1	11	30	10	3
Texas	12,054	502,324	227,850	592.7	948.3	61,165	10,001	3,124	7,380	3,299	3,627	1,855	2,622	1,620	1,548	1,676
Utah	84	1,520	689	5.6	8.9	1,593	156	55	98	77	49	6	117	66	50	46
Vermont	101	4,887	2,217	7.5	11.9	11,573	202	106	60	177	151	48	154	25	87	58
Virginia	2,128	27,841	12,628	377.8	604.6	115,488	17,119	9,741	3,850	8,184	5,994	5,997	5,253	1,613	3,893	2,974
Washington	776	5,847	2,652	58.0	92.8	18,830	2,478	1,660	599	519	1,517	926	721	296	387	557
West Virginia	1	1	0.5	0.2	0.3	—	—	—	—	—	—	—	—	—	—	—
Wisconsin	1,198	2,511	1,139	73.4	117.5	24,675	4,302	2,452	1,487	1,070	1,109	928	885	839	592	1,177
TOTAL	134,674	2,390,706	1,084,406	9,533.0	15,341.8	2,524,521	385,285	172,741	165,590	99,687	93,564	81,758	64,456	61,396	58,029	54,611

International | COORDINATOR ACKNOWLEDGMENTS

Our sincere thanks to the partner organizations and people whose leadership makes the ICC happen.

ANTIGUA & BARBUDA

Caribbean Youth Environment Network in Antigua & Barbuda
Elijah James & Seimone Joseph

ARGENTINA

Fundación Patagonia Explora/ Argentina Submarina
Mariano Rodríguez

El Pedral Reserva
Lara Resnik

AUSTRALIA

Tangaroa Blue Foundation
Heidi Taylor

BAHAMAS

Abaco Friends of the Environment
Olivia Patterson Maura & Lianna Burrows

Grand Bahama Island

Bahamas Ministry of Tourism
Andre Cartwright & Aulenna Robinson

Nassau

Dolphin Encounters
Te-Shalla Clarke

BANGLADESH

Kewkradong Bangladesh
S. M. Muntasir Mamun

BARBADOS

Caribbean Youth Environment Network in Barbados
Shannon Weekes

BELIZE

The Scout Association of Belize
Ricardo N. Alcoser & Roberto Lopez

BERMUDA

Keep Bermuda Beautiful
Traci Burgess & Abby Stuart

BONAIRE

STINAPA (Stichting Nationale Parken Bonaire)
Desiree Croes

BOTSWANA

Sustainable Seas Trust
Stacey Webb

BRAZIL

Instituto Gremar Resgate e Reabilitação de Animais Marinheiros (GREMAR)
Rosane Farah

Fundação Mamíferos Aquáticos

Daniela Araujo & Redolfo Alves

Instituto Terra e Mar

Shirley Pacheco de Souza & Marcia Gomes

Mar e Terra

Katia Kalinowski

BRITISH VIRGIN ISLANDS

Beyond the Reef
Kendyl Berna

BRUNEI

Coastal Cleanup Brunei
Alan Tan & Sherly Tanara

CAMEROON

Association for Community Awareness (ASCOA)
Linus Ayangwoh Embe & Ruth Enjema Koffi

CANADA

Ocean Wise Conservation Association
Kaitlyn Harris & Katia Corral Quijada
Nature Trust of New Brunswick
Courtney le Roux & Tessa Snook

CHILE

Aquatic Environment Preservation Department, DIRECTMAR, Chilean Navy
Macarena Maldifassi

CHINA

China Zero Waste
Yonglong Liu

COLOMBIA

CEMPRE
Alejandra Gamez & Maria Fernanda Herrera

EcoPazífico

Rommy Schreiber

Fundación Bahía y Ecosistemas de Colombia

Diana de la Vega

Sentidos de la Tierra

Eileen Martes Solano

CUBA

Cuba Limpia

CYPRUS

AKTI Project and Research Centre
Demetra Orthodoxou

DOMINICAN REPUBLIC

Fundación Vida Azul
Oscar Oviedo & Elba Puello

Mariposa DR Foundation

Patricia Surriel & Sara Bruins

ECUADOR

Mar y Ambiente Consultores & Ministry of Environment of Ecuador
Jaime Paredes & Mae-Pngids

EGYPT

Youth Love Egypt Foundation
Ahmed Fathy

FINLAND

Keep the Archipelago Tidy Association
Julia Jännäri, Kimberly Terry & Jutta Vuolamo

GAMBIA

Coastal Plastic Free, The Gambia
Sulayman Darboe

GERMANY

German Marine Litter Association & German Ocean Foundation
Frank Schweikert

One Earth—One Ocean

Pia Blessin & Dr. Harald Frank

GHANA

Smart Nature Freak Youth Volunteers Foundation of Accra-Ghana
Tyler Kobla

GREECE

HELMPEA
Dr. Valia Avgoustidi

GUAM

Bureau of Statistics & Plans, Guam Coastal Management Program
Steven Dierking

GUATEMALA

ARCAS Wildlife Rescue and Conservation Association
Colum Muccio & Miriam Monterroso

GUYANA

Caribbean Youth Environment Network in Guyana
Lakeram Singh

HONDURAS

Fundación Cuero y Salado
Jairo Garcia

HONG KONG

Hong Kong Cleanup
Lisa Chistensen
Green Council
Steven Choi

INDIA

Bhumi
Dr. Prahalathan KK & Satheesh Ravi

Indian Maritime Foundation

Commodore P K Malhotra & Captain Sivaraman Krishnamurthi

INDONESIA

Bali Hotel Association
Kevin Girard

Plastic Man Institute
Stefan Rafael

MERO Foundation

Dr. Kristiana Rhesi & Kharisma Ayu Zeina Halisah

IRELAND

Clean Coasts Ireland, An Taisce
Sinead McCoy & Dara Dever

ISRAEL

The Israeli Plastic Pollution Prevention Coalition and The Israeli Diving Federation
Dr. Galia Pasternak

ITALY

Marevivo Onlus
Raffaella Giugni & Costanza Sala

Reef Check Italy
Gianfranco Rossi & Carlo Cerrano

JAMAICA

Jamaica Environment Trust
Lauren Creary

JAPAN

Japan Environmental Action Network
Yoshiko Yoshino & Azusa Kojima
SEGO Initiative
Alana Bonzi

KENYA

Kenya Conservation of Aquatic Resources
David Olendo

Watumu Marine Association
Julie Myra Alego & Steve Trott

Kwale Recycling Center
Susan Scull-Carvalho

Osiepe Sango

(Friends of Lake Victoria)
Michelle & Jeremy Muchilwa

MALAWI

Malawi Beach and Underwater Cleanup & Ulimi Trust

Innocent Sopha Mjumira & Kondwani Wilson Mjumira

MALAYSIA

Reef Check Malaysia
Theresa Ng & Julian Hyde

Juara Turtle Project
Tom Woodford

MALTA

AKTI Project and Research Centre
Demetra Orthodoxou

MAURITIUS

Nature Océan Indien
Courtney Jenkins & Rachel Warnick

MEXICO:

Colima

Universidad de Colima
Lidia Silva Iñiguez

Quintana Roo

ARSA CARIBE
Araceli Ramirez Lopez

Sonora

Centro Intercultural de Estudios de Desiertos y Océanos
Paloma Valdivia

Tamaulipas

Club Regatas Corona, A.C.
Alejandra López de Román

Mexico City

Hands On, Mexico
Blanca Ramirez & Gray Beverly

MONTENEGRO

AKTI Project and Research Centre
Demetra Orthodoxou

MOROCCO

Association Bahri
Saad Abid

MOZAMBIQUE

Dolphin Encounters Research Center
Angie Gullan

Mozambican Recycling Association (AMOR)
Stephane Temperman & Finilda Chiconela

MYANMAR

Myanmar Ocean Project
Thanda Ko Gyi

NEW ZEALAND

Sustainable Coastlines
Dan Downing

NICARAGUA

Paso Pacifico
Sarah Otterstrom & Anna Chevez

NIGERIA

Marine and Coastal Conservation Society of Nigeria
Oyeronke Adegbile

My Environment My Wealth
Wonne Afronelly

NORTHERN MARIANA ISLANDS

Division of Coastal Resources Management
Colleen Flores, Janice Castro & William T. Pendergrass

NORWAY

Keep Norway Beautiful (Hold Norge Rent)
Lise Gulbrandsen, Heidi Gromstad & Malin Dahl

PANAMA

Asociacion Nacional para la Conservacion de la Naturaleza (ANCON)
Jenny Echeverria & Grecia Medina

Fundación para la Proteccion del Mar (PROMAR)
Ricardo Wong

PERU

VIDA—Instituto Para la Proteccion del Medio Ambiente
Arturo Alfaro Medina & Ursula Carrascal Vizarrata

PHILIPPINES

ICC Philippines
Geronimo P. Reyes

Philippine Coast Guard Auxiliary
Vice Admiral Valentin B. Prieto Jr PCGA

Department of Environment and Natural Resources
Chris Villarin

Alpha Phi Omega International Service Fraternity & Sorority (APOISFS)
Jake Reyes

Rotary Club of Lucena South
Kristian Holanda

PORTUGAL

Sailors for the Sea Portugal
Bernardo Corrêa de Barros, Isaac Silveira & Cheila Almeida

PUERTO RICO

Scuba Dogs Society
Silmarie Sánchez, Angel Perez & Sandra Schleier Hernández

SABA

Sea & Learn Foundation
Emily Malsack

SAMOA

Ministry of Natural Resources and Environment & SPREP

SAUDI ARABIA

Alpha Phi Omega International Service Fraternity & Sorority (APOISFS)
Jake Reyes

SEYCHELLES

North Island Volunteers

SIERRA LEONE

Sierra Leone School Green Club
Daniel Conteh

SINGAPORE

Lee Kong Chian Natural History Museum, National University of Singapore
N. Sivasothi

SINT EUSTATIUS

St. Eustatius National Parks Foundation (STENAPA)
Francois Mille & Eleanor Butler

SINT MAARTEN

Sint Maarten Pride Foundation/ EPIC
Riddhi Samtani & Norina Hermoso

SLOVENIA

Zavod TRI-NITI
Andreja Palatinus & Špela Grohar

SOLOMAN ISLANDS Sustainable Coastlines & SPREP

SOUTH AFRICA

Sustainable Seas Trust
Stacey Webb

Plastics SA
Douw Steyn

SOUTH KOREA

Our Sea of East Asia Network
Yuna Lee

SPAIN

Asociación Ambiente Europeo
Daniel Roller

SRI LANKA

Marine Environment Protection Authority
Jagath Gunasekara

ST. KITTS & NEVIS

Department of Environment
Derionne Edmeade
Nevis Historical and Conservation Society (NHCS)
Lorna Glover Abungu

ST. LUCIA

Caribbean Youth Environment Network in Saint Lucia
Joanne Norville & Virginie Sealys

ST. VINCENT AND THE GRENADINES

Caribbean Youth Environment Network—Saint Vincent and the Grenadines
Deona Nero & Clonesha Romeo

SWEDEN

Clean Sweden (Städa Sverige)
Anton Hedlund & Märten Heslyk
Keep Sweden Tidy Foundation
Eva Bildberg

TAIWAN

Kuroshio Ocean Education Foundation & Taiwan Ocean Cleanup Alliance
Pei-Jen Wen & Dr. Leon Yun-Chin

TANZANIA

Nipe Fagio Ltd.
Ana Rocha
HUDEFO—Humanity Dignity and Environmental Care Foundation
Sarah Pima

THAILAND

Department of Marine and Coastal Resources
Suhaitai Prasankul & Ratchanee Phuttapreecha
Sustainable Maikhao Foundation
Michelle Mouille
Happy Sea, Happy People
Phusit Horpet

TONGA

Fakaola Eku Kalofiamā, Sustainable Coastlines & SPREP

TRINIDAD AND TOBAGO

Caribbean Network for Integrated Rural Development
Marissa Mohamed
Department of Natural Resources and Environment
Deon Brebner

TURKEY

Turkish Marine Environment Protection Association (TURMEPA)
Dağhan Mehmet Yazıcı
Deniz Yaşamını Koruma Derneği (DYKD)/ Marine Life Conservation Society
Volkan Narci

UGANDA

Alliance to Save Lake Victoria
Bernard Ondimu
AgrAbility for Africa (Uganda Junior Rangers)
Mutumba Faisal

UNITED ARAB EMIRATES

Emirates Diving Association
Ally Ladnes & Ibrahim Al-Zu'bi
Goumbook
Carolyn Hussein & Tatiana Antonelli

UNITED KINGDOM:

Marine Conservation Society
Lizzie Price & Clare Trotman
Keep Northern Ireland Beautiful
Carol Forster & Lynda Surgenor
Keep Scotland Beautiful
Heather McLaughlin & Catherine Gee

U.S. VIRGIN ISLANDS

University of the Virgin Islands—Virgin Islands Marine Advisory Service (VIMAS)
Dr. Paul Jobsis & Howard Forbes, Jr.

URUGUAY

Ministry of Environment
Cristina Quintas

VANUATU

Vanuatu Environmental Science Society
Dr. Christina Shaw & Martika Tahii

VENEZUELA

FUDENA
Déborah Bigio & Luisa Escobar

VIETNAM

Centre for Marine Life Conservation and Community Development
Ho Thi Yen Thuy, Nguyen Thu Hue, & Ho The Trung
GreenHub
Nguyen Thi Thu Trang & Nguyen Thi Thanh Van

WALLIS AND FUTUNA

Association A Vaka-Heke (AVH), Sustainable Coastlines & SPREP

COORDINATOR ACKNOWLEDGMENTS

ALABAMA

Weeks Bay Foundation
Angela Underwood &
Aubrey Bianco

ALASKA

Center for Alaskan Coastal Studies

Henry Reiske

Sitka Sound Science Center
Zofia Danielson

Takshanuk Watershed Council
Tracy Wirak-Cassidy

CALIFORNIA

California Coastal Commission

Eben Schwartz

Heal the Bay

Stephanie Gebhardt Rath

I Love a Clean San Diego

Caroline Stillitano &
Kristin Banks

COLORADO

Fountain Creek Watershed Flood Control and Greenway District

Allison Schuch

CONNECTICUT

Save the Sound, Connecticut Fund for the Environment

Annalisa Paltauf

Connecticut River Conservancy

Stacey Lennard

DELAWARE

Delaware Department of Natural Resources & Environmental Control

Matthew Cardona &
Joanna Wilson

DISTRICT OF COLUMBIA

Ocean Conservancy & Living Classrooms Foundation

FLORIDA

Multiple Coordinators (See page XX)

GEORGIA

Georgia Environmental Protection Division, Rivers Alive

Harold Harbert

Lake Allatoona Association
Carole Miller

Fight Dirty Tybee
Tim Arnold

HAWAII

Keep Puako Beautiful & South Kohala Reef Alliance

Cynthia Ho & Kelly Rohlfis

Tan and Salty Hawaii

Angie Fryar

Kanu Hawai'i & Love the Sea

Matt Lane

ILLINOIS

Alliance for the Great Lakes
Olivia Reda

INDIANA

Alliance for the Great Lakes
Olivia Reda

LOUISIANA

Pontchartrain Conservancy
Corey Miller &
Tyler Thompson

Cameron Parish Beach Sweep

Susan Boudreaux &
Michele Long

MAINE

Maine Coastal Program
Theresa Torrent

MARYLAND

National Aquarium
Hallie Carter

Kent Island Beach Cleanups
Kristin Weed

MASSACHUSETTS

Massachusetts Office of Coastal Zone Management
Robin Lacey

Connecticut River Conservancy

Stacey Lennard

MICHIGAN

Alliance for the Great Lakes
Olivia Reda

MINNESOTA

Alliance for the Great Lakes
Olivia Reda

MISSISSIPPI

Mississippi Coastal Cleanup Program & Mississippi Inland Cleanup Program

Mandy Sartain &
Evelyn McQueen

NEBRASKA

Keep Nebraska Beautiful & Affiliates

Bob Verkuilen

Keep Omaha Beautiful

Pearl Rothenberger

NEW HAMPSHIRE

Blue Ocean Society for Marine Conservation

Jen Kennedy

NEW JERSEY

Clean Ocean Action

Kira Cruz

New Jersey Clean Communities Council

JoAnn Gemenden

NEW YORK

American Littoral Society
Done Riepe, Jessica Klich &
Lisa Scheppke

Buffalo Niagara Waterkeeper
Emily Dyett

Save the Great South Bay
Tom Kain

Coastal Steward Long Island
Patty Kuchcicki

NORTH CAROLINA

Big Sweep Cabarrus
Tammi Remsburg

Wake County Big Sweep
Alex Heinemann

OHIO

Alliance for the Great Lakes
Olivia Reda

Partners for Clean Streams
Kayla Kirkpatrick

OREGON

SOLVE

Emily Berend, Kristin Bayans &
Taylor Neitzke

PENNSYLVANIA

Keep Pennsylvania Beautiful
Michelle Dunn

RHODE ISLAND

Save The Bay
July Lewis

SOUTH CAROLINA

S.C. Sea Grant Consortium & S.C. Dept. of Natural Resources

Susan Ferris Hill

Edisto Beach Turtle Project

TENNESSEE

Keep Knoxville Beautiful
Lizzie Gaver

TEXAS

Texas General Land Office
Adrian Loucks

Keep Texas Beautiful
Sara Nichols &
Kirsten Sorensen

VERMONT

Rozalia Project for a Clean Ocean

Ashley Sullivan &
Rachael Miller

VIRGINIA

Clean Virginia Waterways

Katie Register &
Zach Huntington

WASHINGTON

Puget Soundkeeper Alliance
Anna Bachmann &
Aarin Wilde

Washington CoastSavers

James Roubal

Sustainable Bainbridge

Christine Perkins

WISCONSIN

Milwaukee Riverkeeper
Allie Mendez

Florida

ALACHUA

Current Problems
Nicole Lina

BAY

Keep Panama City Beach
Beautiful
JoAnn Weatherford

Lake Powell Community
Alliance
Emily Ellis

BREVARD

Canaveral National
Seashore
Avia Woulard

Keep Brevard Beautiful
Kristina Fannin &
Tammie Lizon

BROWARD

Broward County Natural
Resources Division
Mark Hartman

CEDAR KEY

City of Cedar Key &
University of Florida
Sue Colson, Emily Colson &
Savanna Barry

CHARLOTTE

Keep Charlotte Beautiful
Rhonda Harvey

CITRUS

Citrus BOCC
Tracey Ivkovic

COLLIER

Keep Collier County
Beautiful
Cyndee Woolley

DUVAL

Keep Jacksonville Beautiful
& City of Jacksonville
Neighborhoods Department
Dan Durbec

ESCAMBIA

Escambia County Marine
Resources Division
Robert Turpin

Keep Pensacola Beautiful
Madelyn Newton

FLAGLER

Friends of A1A Scenic &
Historic Coastal Byway
Danielle Anderson

FRANKLIN

Apalachicola Riverkeeper
Ada Long

GADSDEN

City of Chattahoochee
Karen Marsh

HERNANDO

UF/IFAS Extension
Hernando County and
Florida Sea Grant
Brittany Hall-Scharf

HILLSBOROUGH

Keep Tampa Bay Beautiful
Debbie Evenson

INDIAN RIVER

Keep Indian River Beautiful
Michael Ansley
Coastal Connections
Kendra Bergman

LEE

Keep Lee County Beautiful
Trish Francher

LEON

Keep Tallahassee-Leon
County Beautiful (KTLCB)
Diana Hanson

MANATEE

Keep Manatee Beautiful
Jennifer Hoffman

MARTIN

Keep Martin Beautiful
Tiffany Smith

MIAMI-DADE

VolunteerCleanup.org
Dara Schoenwald &
Dave Doebler

NASSAU

Keep Nassau Beautiful
Lynda Bell

OKALOOSA

Emerald Coast Convention
& Visitors Bureau
Nancy Hussong

ORANGE

Keep Orlando Beautiful
Sean Hipps

PALM BEACH

Friends of MacArthur
Beach State Park
Sarah Norton

Keep Palm Beach
County Beautiful
Linda Moreno

PINELLAS

Keep Pinellas Beautiful
Pat DePlasco &
Stephanie Ellington

PUTNAM

Keep Putnam Beautiful
Marcia Marinello

SANTA ROSA

Santa Rosa Clean
Community
Mike Sandler

ST. JOHNS

Keep St. Johns
County Beautiful
Ginger Baker

St. Johns County Chapter of
National Audubon Society
Marcy Brenner

VOLUSIA

County of Volusia,
Environmental Management
Jennifer Winters &
Alexa Putillo

WAKULLA

Keep Wakulla
County Beautiful
Tammie Nason

WALTON

Choctawhatchee
Basin Alliance
Brandy Foley

Friends of South Walton
Sea Turtles
Beth Coppedge



TRINIDAD & TOBAGO

Supporting a
Sea Change

CORPORATE PARTNER SPOTLIGHT

Connected to the Ocean, Committed to the Cleanup

Pacific Life, headquartered in Newport Beach, California, looks out over the majestic waves and crystal-blue waters of the Pacific Ocean. The 156-year-old financial services company has a natural affinity for the ocean, represented by its brand icon: the humpback whale.

Since 2017, the Pacific Life Foundation has supported Ocean Conservancy's International Coastal Cleanup®, engaging employees in their commitment to protect our ocean and the environment. The cleanups are among one of the company's most popular volunteer activities. Employees have picked up trash around the globe: from beaches in California and Australia to rivers and streams in Nebraska, Virginia and England to lake shores in Canada. In total, 671 Pacific Life volunteers have collected 1,853 pounds

of trash from beaches, waterways and parks in their local communities.

"Not only is it nice to be outside with family members doing something important together, but the cleanups provide a strong connection to who we are as a company and our connection to the ocean," said Pacific Life Foundation President Tennyson Oyler, who brought his three sons to a recent cleanup. "When you put all those small pieces together, at the end it feels significant. I think the story for my kids was that every little piece might not seem like it matters, but when you add it all up, you see the negative impact of all the trash on our beaches."



AUSTRALIA (Pacific Life Cleanup)



CALIFORNIA (Pacific Life Cleanup)



CALIFORNIA (Pacific Life Cleanup)



SALT LAKE CITY, UTAH
(American Express)



2023 International Coastal Cleanup Supporting Partners

American Express

**The Coca-Cola
Foundation**

Bank of America

Anonymous

Anonymous Retired
Bremerton Resident

Hilton Global Foundation

National Oceanic
and Atmospheric
Administration

The Eric and Wendy
Schmidt Fund for
Strategic Innovation

Pacific Life Foundation

AXIS Capital

Breitling

C.F. Walter Foundation

Citizens

The Forrest C. & Frances
H. Lattner Foundation

Garnier

The Kleid Family
Charitable Fund

Ocean Network Express
(North America) Inc.

Stanley

Brunswick Foundation

O-I Glass, Inc

SeaBOS

The Wildebeest Fund

ICC TEAM & CONTRIBUTORS

ICC Team

Ainsley Stewart
Allison Schutes (Senior Director)
Caitlin Banigan
Claudia Godreau
Kristina Tirman
Robyn Albritton
Sarah Weller (Managing Editor)
Susannah Spruill

Contributors

Anja Brandon
Felipe Victoria
Hannah De Frond
Nicholas Mallos
Roya Fox



ALASKA

Photo Credits

Front cover (clockwise): Brazil; Katia Kalinowski, Trinidad & Tobago; Stephen Roberts, Greenland; Innovation South Greenland

Inside Cover: Spain; J. Molero Doval

Page 4: Brazil and Ipixuna; Katia Kolinowski, Puyanawa; Rodrigo Fonseca

Page 5: Puyanawa; Rodrigo Fonseca, Kenya; Kenya Conservation of Aquatic Resources

Page 6: Alaska; Center for Alaskan Coastal Studies

Page 7: Iceland; Keep Norway Beautiful

Page 8: Cartagena; Ocean Conservancy, Australia; Styledia

Page 9: Australia; Styledia, Alaska; Whirled, Bangladesh; Kwerkradong Bangladesh

Page 10: Canada; Colleen Anne Photography

Page 11: Haines, Alaska; Patricia Chambers

Page 13: Canada; Madeline Black

Page 14: Brazil; Rodrigo Fonseca

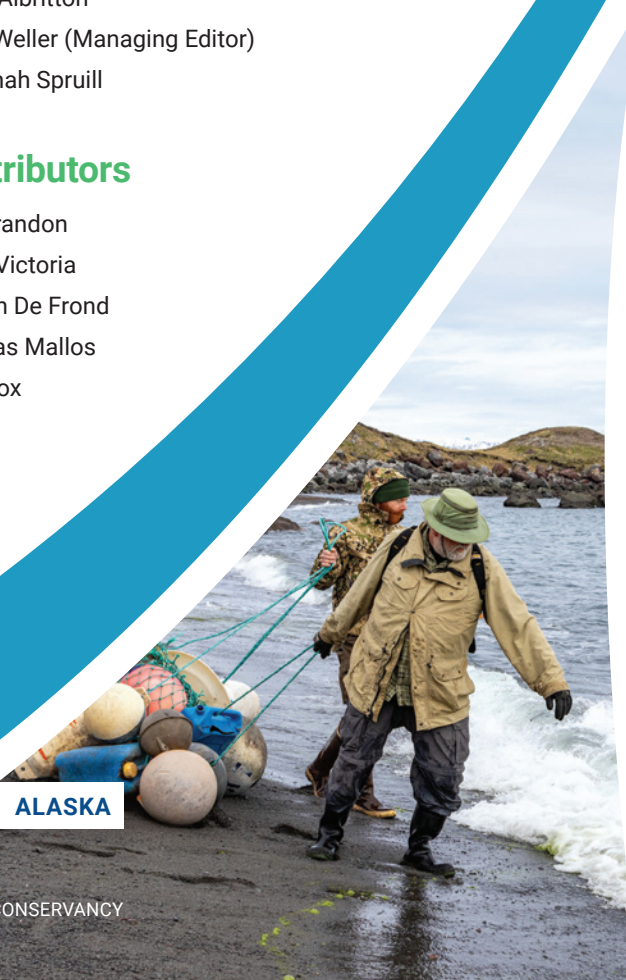
Page 26: Sydney (Pacific Life Cleanup); Ocean Conservancy, Orange County (Pacific Life Cleanup); Ocean Conservancy

Page 27: Utah; Ocean Conservancy

Page 28: Alaska; Leslie Ferguson + Ocean Conservancy, Alaska; Don Pitcher

Inside Back Cover: Ocean Conservancy

Back Cover: Alaska; Kristina Tirman



ALASKA



#SEATHECHANGE WITH CLEAN SWELL®

Want to get involved with the International Coastal Cleanup any day of the year? Download Ocean Conservancy's free mobile app, Clean Swell, and start tracking the trash you find while doing a cleanup in your neighborhood, park or any waterway. Clean Swell is the official app of the ICC, but it is also a tool available to all for year-round and solo cleanup efforts. Since its first launch in 2016, Clean Swell has been a game changer when it comes to crowd-sourcing data on marine debris. Millions of data points have been collected by volunteers around the globe to inform big-picture solutions to the oceans-plastics crisis.

Data submitted through the app instantaneously upload to Ocean Conservancy's global Ocean Trash Index, the world's largest database of marine debris. These data are freely available and constantly utilized by scientists, environmentalists, governments and others to better understand and characterize the global plastic-pollution problem.

In addition to a new and improved interface that makes data recording easier than ever, users will now be able to increase their impact by connecting directly to Ocean Conservancy's action center through the app. Additionally, the latest update includes a route within the app for those volunteers who manage and remove debris from trash-capture devices of all shapes and sizes. These "trash traps" help provide a new type of marine debris data, further broadening our understanding of the issue and ability to see the effectiveness of this type of solution.

Clean Swell is available in 12 languages and, once downloaded, can be used without WiFi or cellular services. Earn badges when you reach collection milestones and share your accomplishments via a social media share option. Thank you for doing your part so we can all #SeatheChange for our ocean.



App Store



Google Play





Ocean 
Conservancy®


International
COASTAL
Cleanup®

1300 19th Street NW, 8th Floor
Washington, D.C. 20036
With offices in Alaska and on the
West, Gulf and East coasts.
TOLL-FREE +1 800.519.1541

Follow Us

www.oceanconservancy.org
facebook.com/oceanconservancy
twitter/(X): ourocean
instagram.com/oceanconservancy